

**CEMBRIT**

# Cembrit Facade cleaning instructions

Cembrit Patina design line, Cembrit Cover, Cembrit Solid  
and Cembrit Transparent

<b>Table of Contents</b>	
Cembrit	2
Product Range	4
Care and Maintenance	6



# Cembrit

## Cembrit

Cembrit is one of the leading European manufacturers of multi-capability fibre cement building products. Our products and solutions add exciting new design opportunities for moulding attractive, durable settings for people's lives. But Cembrit is more than mere products. We also help make all kinds of design and construction projects easier as well as more profitable, inspiring and effective.

And for us, all construction also involves building relations with people, making your day better, and helping you make the day better for others.

## Product Information

Cembrit fibre cement is a modern building material made from natural and environmentally friendly raw materials. The technology has been developed by Cembrit, having more than 90 years of experience within the manufacture of fibre cement. Our wide experience ensures a sustainable product which has accumulated all the advantages of fibre cement. The facade range can be used in all self-ventilated light weight facade constructions. Featuring properties such as non-combustibility, sound and weather insulation as well as high impact strength, Cembrit fibre cement boards are the ideal facade material.

## Quality

Cembrit product specifications and classifications comply with EN 12467:2012 and 13501-1:2007+ A1:2009

## The facade range

- is manufactured in accordance with the quality management system ISO 9001:2015
- complies with the provisions set out in the Construction Products Regulation (EU) No. 305/2011

## Colour resistance on painted surfaces

(Cembrit Cover, Cembrit Solid and Cembrit Transparent)

The colour and gloss of the facade boards is little affected by the weather, and the boards will retain the colour and glossiness for a long time.

Selected colours of Cembrit Cover and Cembrit Solid have been tested according to European standard Xenon Arc Light, EN ISO 16474-2, 5000 hours. The conclusion was "Minor Change in colour depth. Hardly visible."

## Warranty


Warranty conditions are available on request from your local Cembrit office.

## Disclaimer

The information contained in this publication and otherwise supplied to users of Cembrit products is based on Cembrit's general experience, best knowledge and belief. However, due to factors which fall beyond Cembrit's knowledge and control, which can affect the use of the products, no warranty is given, express or implied with respect to fitness for particular purpose or otherwise.

Cembrit's policy is one of continuous improvement. Cembrit therefore reserves the right to alter specifications at any time and without notice. Colours and textures may vary according to light and weather conditions. Owing to this and limitations of the printing process, colours in this brochure may vary.


Please, ensure that you have the latest version of this publication by checking that the publication date corresponds with the downloadable version from our website. In case of doubt, please contact your local Cembrit representative.




# Product Range

## The Cembrit Patina design line

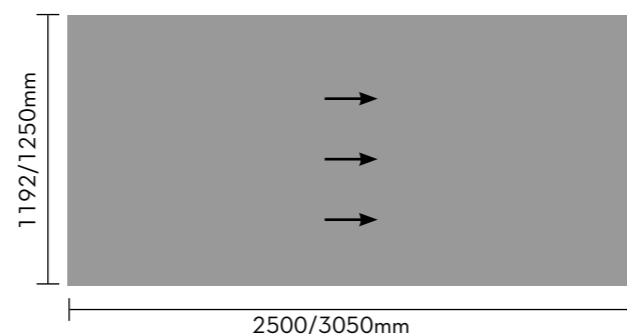
Cembrit Patina Original



Cembrit Patina Rough



Cembrit Patina Inline



### Directional grain

Cembrit Patina's manufacturing process gives the boards a unique surface texture. This unique finish is enhanced by a process which adds a directional grain to the board - leaving the boards with a different


appearance dependent on lighting and the angle of the board. By rotating boards within the facade makes it possible to obtain a playful visual effect - depending on the viewer's position and the lighting conditions.

Quick facts	Type	Fire class	Thickness	Dimensions	Weight/m <sup>2</sup>
Cembrit Patina Original Cembrit Patina Rough	Through coloured	A2,s1-d0	8mm	1192x2500mm 1192x3050mm 1250x2500mm 1250x3050mm	12.1kg/m <sup>2</sup>
Cembrit Patina Inline	Through coloured	A2,s1-d0	9.5mm	1192x2500mm 1192x3050mm 1250x2500mm 1250x3050mm	14.1 kg/m <sup>2</sup>

# Product Range

## The colourful design line


Cembrit Cover



Cembrit Solid



Cembrit Transparent



Quick facts	Type	Fire class	Thickness	Dimensions	Weight/m <sup>2</sup>
Cembrit Cover	Non-Through coloured	A2,s1-d0	8mm	1192x2500mm 1192x3050mm 1250x2500mm 1250x3050mm	14.2kg/m <sup>2</sup>
Cembrit Solid	Through coloured	A2,s1-d0	8mm	1192x2500mm 1192x3050mm 1250x2500mm 1250x3050mm	14.2kg/m <sup>2</sup>
Cembrit Transparent	Through coloured	A2,s1-d0	8mm	1192x2500mm 1192x3050mm 1250x2500mm 1250x3050mm	14.2kg/m <sup>2</sup>

# Care & Maintenance

## On-site

### Cleaning of boards after cutting and drilling

It is important to immediately remove dust caused by cutting and drilling from the front and rear of the boards with a soft brush/duster or a vacuum cleaner, as it otherwise might damage the boards. Ensure that the boards are properly cleaned before installation, and if necessary use clean water or water with a mild detergent and a soft sponge or brush to remove dirt and dust from the surface. Thereafter, wipe the boards with a damp cloth. It may also be necessary to wash the surface after installation if the building site conditions have been unfavourable. This is done with lots of clean water or water with a mild detergent and a soft sponge or brush and finally wiping the boards with a damp cloth.

### Removal of calcium-based residues

Calcium carbonate residue may occasionally be seen on the board surface. This can be difficult to remove with water or even with detergents because it does not dissolve in water. For cleaning purposes 10% acetic acid (CH<sub>3</sub>COOH) solution is used to dissolve the calcium compounds.

**Note!** Carefully observe safety precautions (MSDS) when working with acetic acid. R-phrase R36/R38 is valid: "Irritating to eyes, respiratory system and skin". Use proper clothing, nitrile rubber gloves, eye protection goggles and approved respirator (filter A, E or A/E).

Carry out the mixing outdoors. Apply the diluted 10% acetic acid solution evenly with a spray can to the surface of the stained board. Leave it to react for a few minutes. Do not allow the solution to dry, but rinse with lots of clean water. Repeat the process if necessary and rinse with water afterwards.

**Note!** Do not execute the cleaning process with acetic acid in direct sunlight or on hot surfaces. This might create permanent stains.

### Cleaning of neighbouring areas

Windows and glass in particular but also other adjacent areas must be kept clean during the facade

board installation and if necessary protected with plastic film. Alkaline leaching from cement bonded materials (dust from cutting or drilling holes in structural concrete, etc.) is prone to damaging glass and other materials. Therefore, frequent cleaning during and after the construction period is needed.

### Surface damages and scratches

Damages and scratches should be avoided by lifting the boards off the pallet and handling them carefully during installation. Scratches might leave white streaks on the surface which will turn dark when exposed to rain, because the board absorbs water through the scratch. Repair paint is not available. The only way to prevent dark stripes or spots is to carefully apply clear Cembrit Edge Sealer onto the scratch with a thin brush (does not apply to Cembrit Patina design line boards). In any case the dark area will diminish after 6 to 12 months, because of the carbonation reactions in the cement matrix of the board.

### Wet framing/wet spots around rivet holes

The principles for scratches also apply to cut edges: Carefully apply Cembrit Edge Sealer according to Cembrit instructions. Cembrit screws and rivets are supplied with sealing washers negating the need to seal pre-drilled fixing holes. When properly installed, the sealing washers will prevent water penetration into drill holes.

### Behaviour in wet conditions

Since the boards are made of Portland cement, their colour may turn darker when exposed to rain if the board absorbs moisture through holes, scratches or insufficiently sealed edges. This is natural behaviour for any cement-based product and it does not affect the integrity or long-term durability of the board. The original colour is restored as soon as the boards dry out. The darkening will show after heavy rainfall for the first months after installation. It will gradually reduce within 6 to 12 months, because the cement-based matrix reacts with carbon dioxide from the atmosphere – carbonation – and thereby reduces water penetration.

# Care & Maintenance

## After installation

### Annual Inspection

Normally Cembrit facade boards do not require any maintenance. Weathering may however influence the appearance of the facade. Therefore, an annual inspection of the ventilation gaps, joints and fixings is a good idea.

Detection and repair of possible damage ensures a prolonged lifespan for the facade.

### Cleaning

Cembrit facade can be cleaned with cold or lukewarm water if necessary with the addition of a mild household cleaning agent not containing solvents. Always start from below with well-defined areas. Rinse with plenty of clean water until the facade is perfectly clean. Before cleaning full scale, it is recommended to test the chosen cleaning method on a smaller area to ensure it works and does not damage the board surface.

### High-Pressure Cleaning

Warning! High Pressure Cleaning is a severe treatment for fibre cement facade. Exaggerated or wrong use of a high pressure cleaner may damage the surface. Therefore, High Pressure Cleaning is not recommended.

### Moss & algae

Moss and algae growth can be removed with common agents available on the market. Care should be taken to ensure that the cleaning agent does not cause damage to the surface of the Cembrit facade boards. Confirm the compatibility of your cleaning agent with your cleaning agent supplier, and ensure it is applied according to the supplier's instructions. It is advised that before conducting a large-scale application a test is carried out on a small, inconspicuous area to ensure that the cleaning agent has no effect on the colour of Cembrit facade boards.

### Efflorescence

Efflorescence is a naturally occurring, white, powdery deposit that can appear on cement-based building materials (including bricks, cement walls, grout, and fibre cement). It is the result of a process in which moisture draws salt crystals to the surface, evaporates, and leaves a chalky substance behind. Efflorescence occurs when all three of the following conditions exist:

1. Water-soluble salts are present in the building material.
2. There is enough moisture in the wall to turn the salts into a soluble solution.
3. There is a path for the soluble salts to get to the surface.

Efflorescence may also be a sign of water ingress behind the facade. Make certain that all openings are properly covered and there is no water intrusion due to over-driven nails.

While some efflorescence may weather away naturally on its own, it is best to take steps to treat it. Efflorescence can be removed with household white vinegar and water. For most cases of efflorescence, Step 1 - 3 works well. But for substantial deposits of efflorescence go to Step 4.

For best results, follow these cleaning instructions:

1. Protect areas that are not to be cleaned. Rinse all plants and vegetation around the facade with water before and after application of the vinegar.
2. Generously coat the entire surface area with vinegar. Allow the solution to sit on the surface for 10 minutes.
3. Rinse the treated area thoroughly with water from the top down and allow the area to air dry.
4. For extra tough efflorescence: Use a 10% acetic acid solution and apply to affected area with a cotton cloth. A light scrubbing with the cotton cloth may be required. After about 20 seconds rinse with water.

JUNE 2020

# CENIBRIT

[www.cembrit.com](http://www.cembrit.com)

Please visit the local website for contact details  
and further information.

Cembrit is one of the leading European manufacturers of multi-capability fibre-cement building products. Our products and solutions add exciting new design opportunities for moulding attractive, durable settings for people's lives. But Cembrit is more than mere products. We also help make all kinds of design and construction projects easier - as well as more profitable, inspiring and effective. For us, all construction also involves building relations with people, making your day better, and helping you make the day better for others. Making it a day to remember.